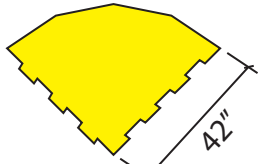
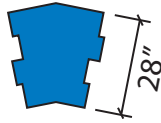


European Cobble Placement Guide



Round Tool



Curved Tool



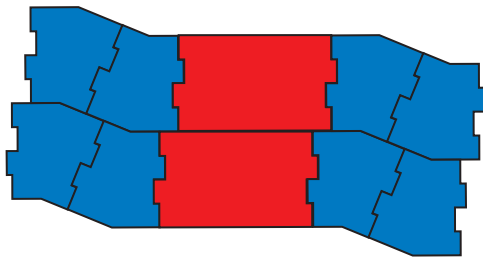
Half Tool



Full Tool




Double Tool

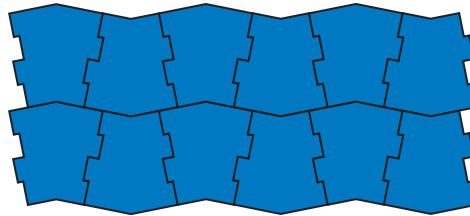


Mixed Cobble Design

*Tips: Mix and create your own designs

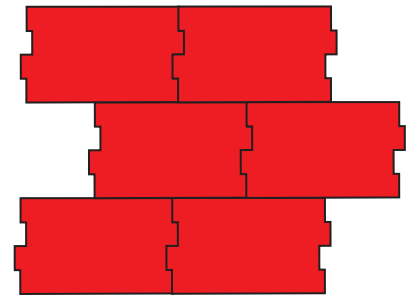
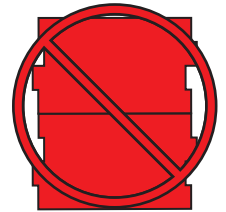


*Tips: Flip flop for serpentine



Serpentine Cobble

*Tips: Don't "stack", stagger.



Running Bond Cobble

Radial Design

*Tips: To accurately meet starting point pull string from center of Curved Tool across radius center and mark form for half way reference point. Repeat as needed

